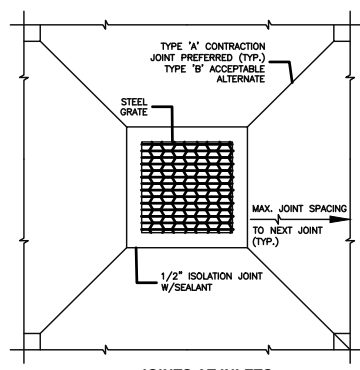
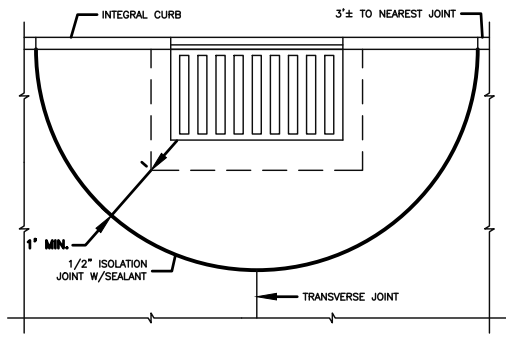
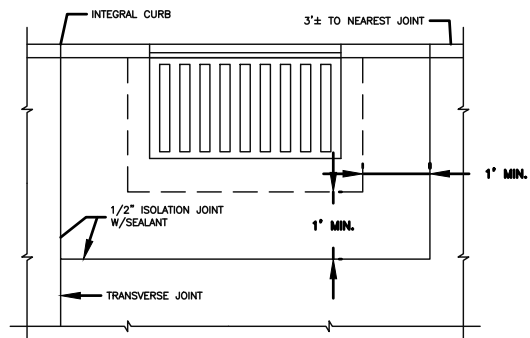


JOINT SPACING DETERMINATION:

1. LAYOUT CONTROL JOINT BY STARTING WITH ANY DRAINAGE INLET WITHIN THE PAVEMENT SECTION AND WORK TOWARD EDGE OF PAVEMENT
2. KEEP ALL JOINTS CONTINUOUS
3. CONTROL JOINTS SHALL BE FORMED OR SAWED WITHIN 12 HOURS FROM TIME OF PLACEMENT;
 - A. SIDEWALK-SPACING SHALL BE SAME AS WIDTH OF PAVEMENT AND LESS THAN 5 FEET IN LENGTH
 - B. PAVEMENT-MAXIMUM SPACING SHALL BE 2.5 TIMES THICKNESS IN UNIT OF FEET AND LESS THAN 15 FEET IN LENGTH (E.G. D=5 INCHES, SPACING AT 12'x12')

RECOMMENDED MAX. JOINT SPACING	
PAVEMENT THICKNESS (INCHES)	RECOMMENDED MAXIMUM JOINT SPACING (FEET)
3.5 (FOR WHITE TOPPING ONLY)	6
4.0	10
4.5	10
5.0	12
5.5	12
6.0	15
OVER 6.0	15

**JOINTS AT MANHOLE
N.T.S.**



**JOINTS AT INLETS
N.T.S.**



**STANDARD CONSTRUCTION DETAIL
CONCRETE PAVEMENT DETAILS
N.T.S.**

INDEX
R-11B

MAY 2020