



## Portfolio Review Report for:

---

CITY OF ORMOND BEACH POLICE OFFICERS PENSION FUND

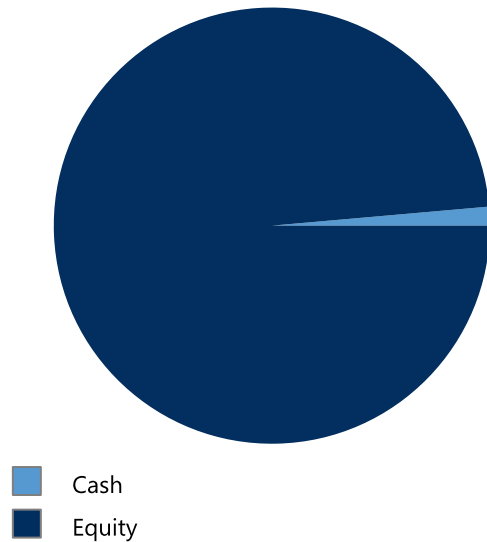
As of: December 31, 2020

Account No: CITY0062

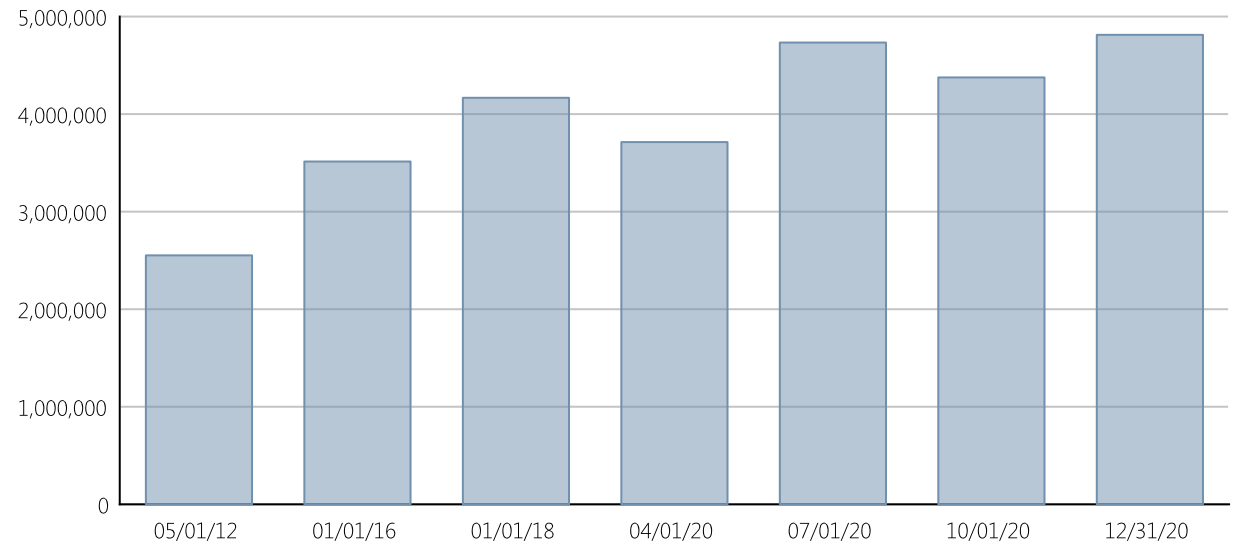
Custodian No: 3250000589

# Account Summary

## Asset Allocation



## Total Assets Over Time



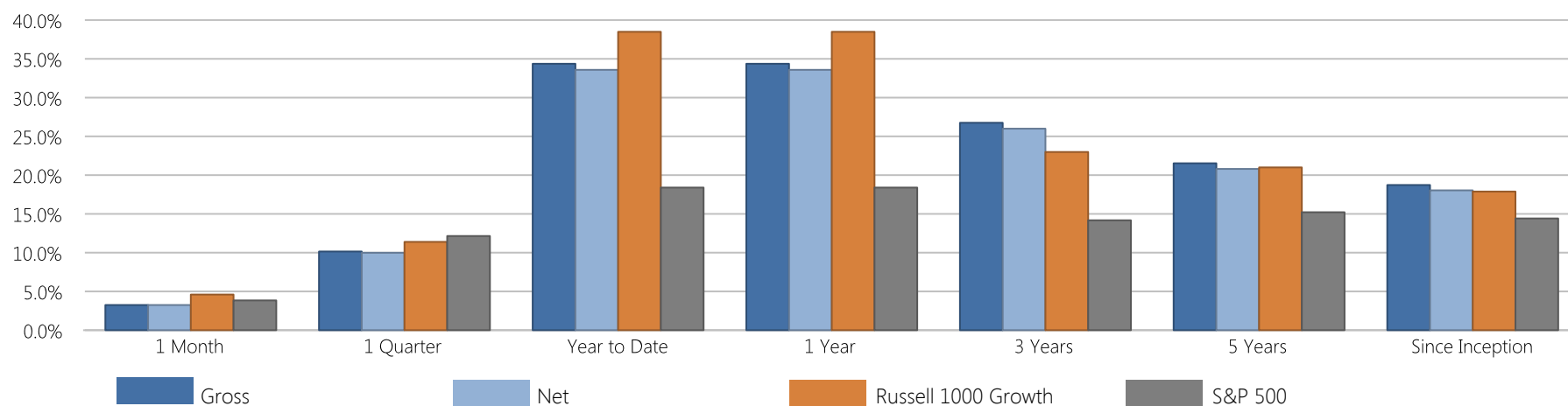
Account Objective: SMA

Current Assets as of: 12/31/2020	Percent of Total	Total Value (\$)
Cash	1.39%	67,076.69
Equity	98.61%	4,745,495.94
<b>Total</b>	<b>100.00%</b>	<b>4,812,572.63</b>

All performance figures are total time-weighted rates of returns. Performance for periods over one year is annualized. Appreciation includes realized and unrealized gains/losses, dividends, interest, and distributions. Index returns, if shown, include dividends and interest. **\*\*Past performance is not a guarantee of future returns.\*\***

## Performance Summary As of 12/31/2020

RETURN FOR PERIOD BEGINNING:	1 Month 12/1/20	3 Months 10/1/20	YTD Return 1/1/20	Y1 Return 1/1/20	Y3 Return 1/1/18	Y5 Return 1/1/16	Since Inception 5/1/12
GROSS	3.25%	10.15%	34.36%	34.36%	26.75%	21.53%	18.73%
NET	3.25%	9.99%	33.58%	33.58%	26.00%	20.80%	18.04%
Russell 1000 Growth	4.60%	11.39%	38.49%	38.49%	22.99%	21.00%	17.88%
S&P 500	3.84%	12.15%	18.40%	18.40%	14.17%	15.21%	14.41%



All performance figures are total time-weighted rates of returns. Performance for periods over one year is annualized. Appreciation includes realized and unrealized gains/losses, dividends, interest, and distributions. Index returns, if shown, include dividends and interest. **\*\*Past performance is not a guarantee of future returns.\*\***

## Investment Position Detail

Security	Symbol	Qty	Price	Total Value	% Total	Accr. Income	Current Yield
<b>EQUITY INVESTMENT</b>							
ABBOTT LABS	ABT	2,318	109.49	253,798	5.27%		1.64%
ACCENTURE PLC IRELAND SHS CLASS A	ACN	831	261.21	217,066	4.51%		1.35%
ADOBE SYS INC	ADBE	668	500.12	334,080	6.94%		
ALIGN TECHNOLOGY INC	ALGN	274	534.38	146,420	3.04%		
ALPHABET INC CAP STK CL A	GOOGL	59	1,752.64	103,406	2.15%		
ALPHABET INC CAP STK CL C	GOOG	187	1,751.88	327,602	6.81%		
AUTODESK INC	ADSK	720	305.34	219,845	4.57%		
DOLLAR GEN CORP NEW	DG	682	210.30	143,425	2.98%		0.68%
FACEBOOK INC	FB	1,419	273.16	387,614	8.05%		
GARTNER INC	IT	725	160.19	116,138	2.41%		
ILLUMINA INC	ILMN	279	370.00	103,230	2.15%		
INTUITIVE SURGICAL INC	ISRG	123	818.10	100,626	2.09%		
MASTERCARD INCORPORATED CL A	MA	645	356.94	230,226	4.78%		0.49%
MICROSOFT CORP	MSFT	1,699	222.42	377,892	7.85%		1.01%
MSCI INC	MSCI	215	446.53	96,004	1.99%		0.70%
NIKE INC	NKE	791	141.47	111,903	2.33%		0.78%
PAYPAL HLDGS INC	PYPL	874	234.20	204,691	4.25%		
REGENERON PHARMACEUTICALS	REGN	234	483.11	113,048	2.35%		
SALESFORCE COM INC	CRM	835	222.53	185,813	3.86%		
SERVICENOW INC	NOW	390	550.43	214,668	4.46%		
STARBUCKS CORP	SBUX	1,559	106.98	166,782	3.47%		1.68%
UNITEDHEALTH GROUP INC	UNH	408	350.68	143,077	2.97%		1.43%

The information provided in this report is only an estimate. You should consult your monthly custodian statements for exact information and consult a tax professional for specific tax guidance or advice. Columns may not total properly due to rounding. A total cost of zero indicates the cost is not known.

## Investment Position Detail

Security	Symbol	Qty	Price	Total Value	% Total	Accr. Income	Current Yield
VISA INC	V	1,069	218.73	233,822	4.86%		0.59%
ZOETIS INC	ZTS	1,295	165.50	214,323	4.45%		0.60%
<b>TOTAL EQUITY INVESTMENT</b>				<b>4,745,496</b>	<b>98.61%</b>		<b>0.47%</b>
<b>CASH AND CASH EQUIVALENTS</b>							
US DOLLARS	USD	67,077	1.00	67,077	1.39%		
<b>TOTAL CASH AND CASH EQUIVALENTS</b>				<b>67,077</b>	<b>1.39%</b>		<b>0.00%</b>
<b>TOTAL MARKET VALUE</b>				<b>4,812,573</b>	<b>100.00%</b>		<b>0.46%</b>
<b>ACCRUED INCOME</b>							
<b>TOTAL PORTFOLIO</b>				<b>4,812,573</b>			

The information provided in this report is only an estimate. You should consult your monthly custodian statements for exact information and consult a tax professional for specific tax guidance or advice. Columns may not total properly due to rounding. A total cost of zero indicates the cost is not known.