



## Portfolio Review Report for:

---

CITY OF ORMOND BEACH POLICE OFFICERS PENSION FUND

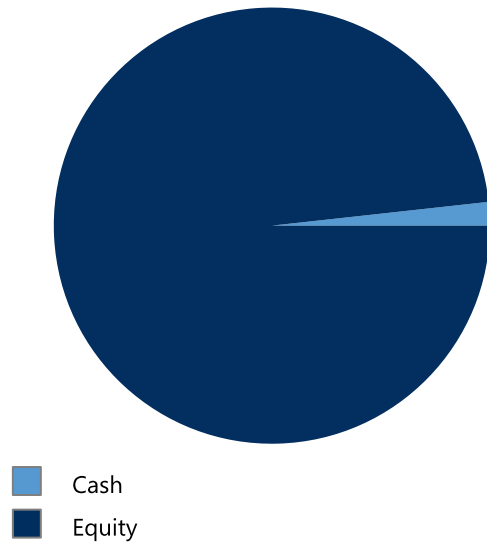
As of: December 31, 2019

Account No: CITY0062

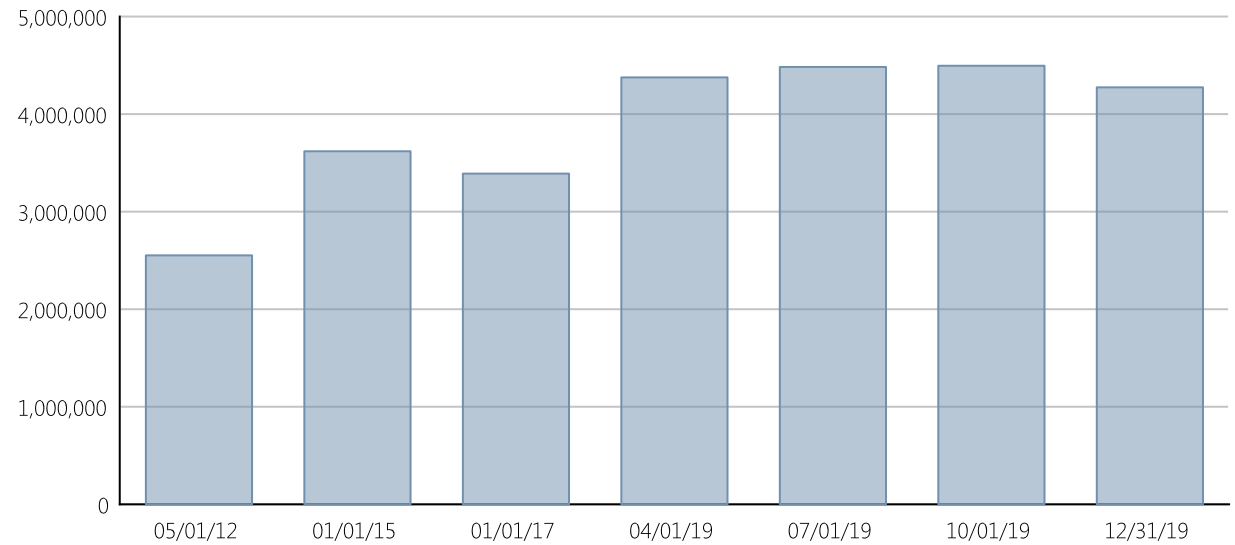
Custodian No: 3250000589

# Account Summary

## Asset Allocation



## Total Assets Over Time



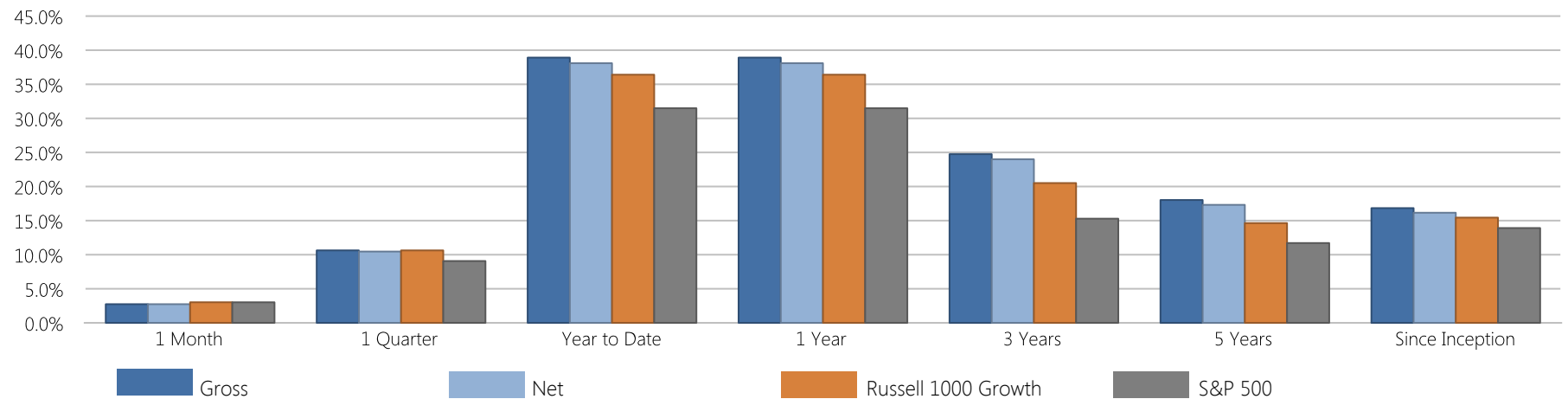
Account Objective: SMA

Current Assets as of: 12/31/2019	Percent of Total	Total Value (\$)
Cash	1.74%	74,478.23
Equity	98.26%	4,199,842.24
<b>Total</b>	<b>100.00%</b>	<b>4,274,320.47</b>

All performance figures are total time-weighted rates of returns. Performance for periods over one year is annualized. Appreciation includes realized and unrealized gains/losses, dividends, interest, and distributions. Index returns, if shown, include dividends and interest. **\*\*Past performance is not a guarantee of future returns.\*\***

## Performance Summary

RETURN FOR PERIOD BEGINNING:	1 Month 12/1/19	3 Months 10/1/19	YTD Return 1/1/19	Y1 Return 1/1/19	Y3 Return 1/1/17	Y5 Return 1/1/15	Since Inception 5/1/12
GROSS	2.74%	10.63%	38.91%	38.91%	24.75%	18.02%	16.83%
NET	2.74%	10.46%	38.09%	38.09%	24.00%	17.31%	16.15%
Russell 1000 Growth	3.02%	10.63%	36.40%	36.40%	20.51%	14.64%	15.44%
S&P 500	3.02%	9.07%	31.49%	31.49%	15.28%	11.71%	13.91%



All performance figures are total time-weighted rates of returns. Performance for periods over one year is annualized. Appreciation includes realized and unrealized gains/losses, dividends, interest, and distributions. Index returns, if shown, include dividends and interest. **\*\*Past performance is not a guarantee of future returns.\*\***

## Investment Position Detail

Security	Symbol	Qty	Price	Total Value	% Total	Accr. Income	Current Yield
<b>EQUITY INVESTMENT</b>							
ABBOTT LABS	ABT	1,434	86.86	124,557	2.92%		1.66%
ACCENTURE PLC IRELAND SHS CLASS A	ACN	990	210.57	208,464	4.88%		1.52%
ADOBE SYS INC	ADBE	793	329.81	261,539	6.12%		
ALIGN TECHNOLOGY INC	ALGN	442	279.04	123,336	2.89%		
ALPHABET INC CAP STK CL A	GOOGL	70	1,339.39	93,757	2.19%		
ALPHABET INC CAP STK CL C	GOOG	224	1,337.02	299,492	7.01%		
AUTOMATIC DATA PROCESSING IN	ADP	805	170.50	137,253	3.21%	851	2.13%
BOOKING HLDGS INC COM	BKNG	40	2,053.73	82,149	1.92%		
DOLLAR GEN CORP NEW	DG	1,062	155.98	165,651	3.88%		0.82%
FACEBOOK INC	FB	1,462	205.25	300,076	7.02%		
GARTNER INC	IT	862	154.10	132,834	3.11%		
MASTERCARD INCORPORATED CL A	MA	767	298.59	229,019	5.36%		0.54%
MICROSOFT CORP	MSFT	2,545	157.70	401,347	9.39%		1.29%
MSCI INC	MSCI	353	258.18	91,138	2.13%		1.05%
NESTLE S A SPONSORED ADR	NSRGY	1,281	108.21	138,611	3.24%		1.88%
NIKE INC	NKE	1,753	101.31	177,596	4.16%	499	0.97%
O REILLY AUTOMOTIVE INC NEW	ORLY	375	438.26	164,348	3.85%		
PAYPAL HLDGS INC	PYPL	1,255	108.17	135,753	3.18%		
REGENERON PHARMACEUTICALS	REGN	279	375.48	104,759	2.45%		
SALESFORCE COM INC	CRM	530	162.64	86,199	2.02%		
SERVICENOW INC	NOW	330	282.32	93,166	2.18%		
STARBUCKS CORP	SBUX	1,188	87.92	104,449	2.44%		1.87%

The information provided in this report is only an estimate. You should consult your monthly custodian statements for exact information and consult a tax professional for specific tax guidance or advice. Columns may not total properly due to rounding. A total cost of zero indicates the cost is not known.

## Investment Position Detail

Security	Symbol	Qty	Price	Total Value	% Total	Accr. Income	Current Yield
VISA INC	V	1,641	187.90	308,344	7.22%		0.64%
ZOETIS INC	ZTS	1,773	132.35	234,657	5.49%		0.60%
<b>TOTAL EQUITY INVESTMENT</b>				<b>4,198,492</b>	<b>98.26%</b>	<b>1,350</b>	<b>0.63%</b>
<b>CASH AND CASH EQUIVALENTS</b>							
US DOLLARS	USD	74,478	1.00	74,478	1.74%		
<b>TOTAL CASH AND CASH EQUIVALENTS</b>				<b>74,478</b>	<b>1.74%</b>		<b>0.00%</b>
<b>TOTAL MARKET VALUE</b>				<b>4,272,970</b>	<b>100.00%</b>		<b>0.62%</b>
<b>ACCRUED INCOME</b>				<b>1,350</b>			
<b>TOTAL PORTFOLIO</b>				<b>4,274,320</b>			

The information provided in this report is only an estimate. You should consult your monthly custodian statements for exact information and consult a tax professional for specific tax guidance or advice. Columns may not total properly due to rounding. A total cost of zero indicates the cost is not known.