



## Portfolio Review Report for:

---

CITY OF ORMOND BEACH FIREFIGHTERS PENSION TRUST FUND

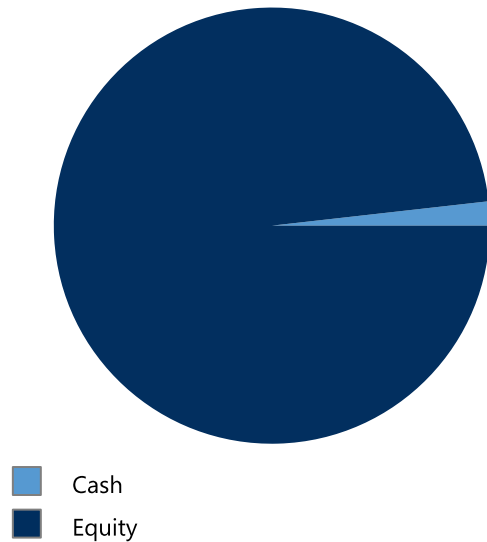
As of: December 31, 2019

Account No: CITY0063

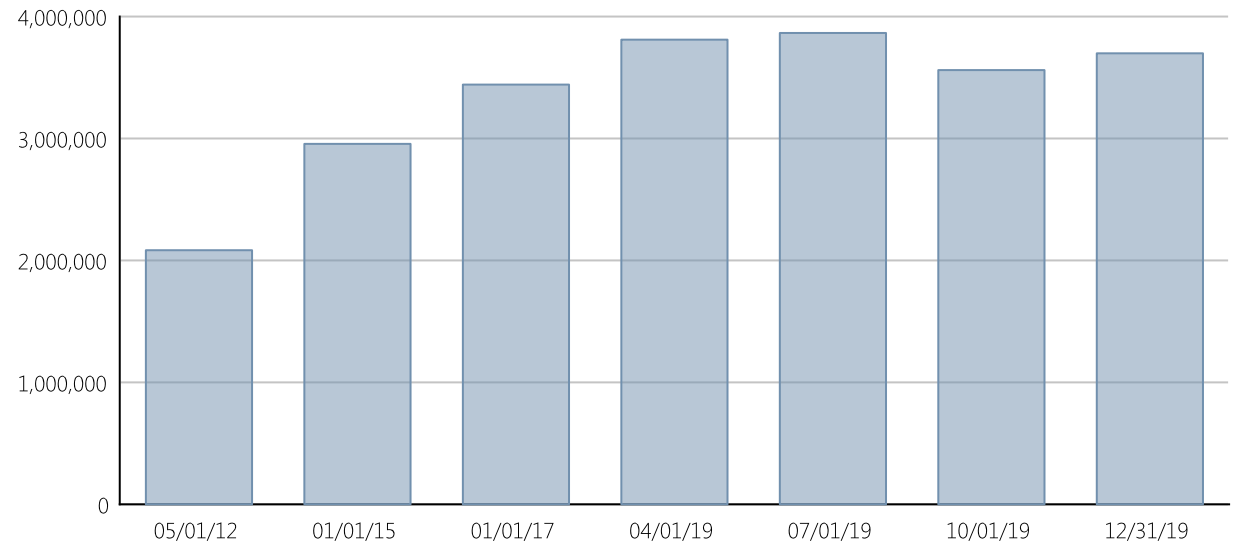
Custodian No: 3250000561

# Account Summary

## Asset Allocation



## Total Assets Over Time



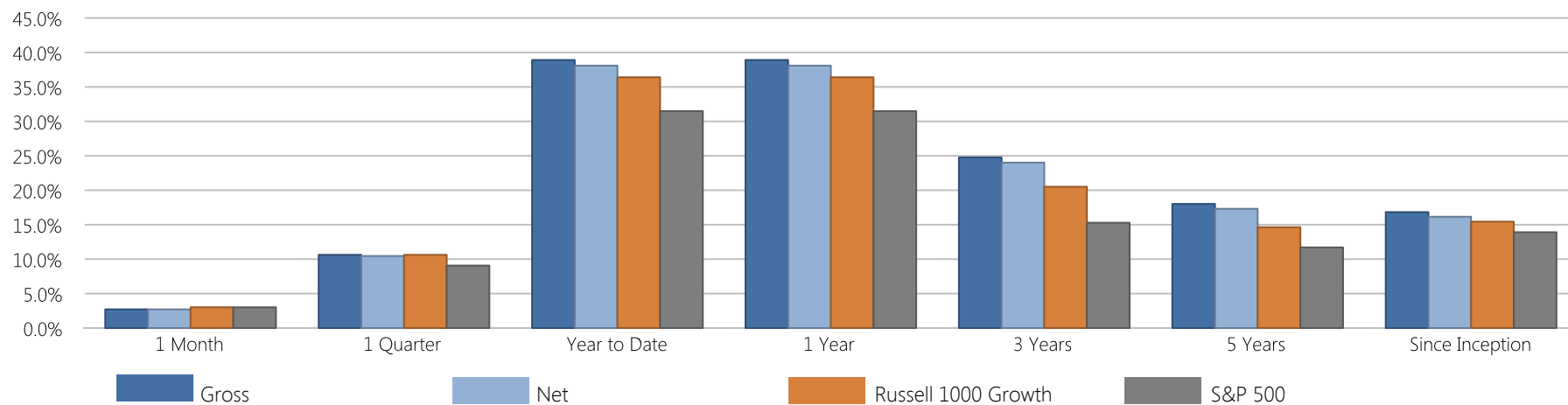
Account Objective: SMA

Current Assets as of: 12/31/2019	Percent of Total	Total Value (\$)
Cash	1.78%	65,987.30
Equity	98.22%	3,632,385.88
<b>Total</b>	<b>100.00%</b>	<b>3,698,373.18</b>

All performance figures are total time-weighted rates of returns. Performance for periods over one year is annualized. Appreciation includes realized and unrealized gains/losses, dividends, interest, and distributions. Index returns, if shown, include dividends and interest. **\*\*Past performance is not a guarantee of future returns.\*\***

## Performance Summary

RETURN FOR PERIOD BEGINNING:	1 Month 12/1/19	3 Months 10/1/19	YTD Return 1/1/19	Y1 Return 1/1/19	Y3 Return 1/1/17	Y5 Return 1/1/15	Since Inception 5/1/12
GROSS	2.72%	10.63%	38.91%	38.91%	24.76%	18.02%	16.83%
NET	2.72%	10.46%	38.09%	38.09%	24.01%	17.31%	16.16%
Russell 1000 Growth	3.02%	10.63%	36.40%	36.40%	20.51%	14.64%	15.44%
S&P 500	3.02%	9.07%	31.49%	31.49%	15.28%	11.71%	13.91%



All performance figures are total time-weighted rates of returns. Performance for periods over one year is annualized. Appreciation includes realized and unrealized gains/losses, dividends, interest, and distributions. Index returns, if shown, include dividends and interest. **\*\*Past performance is not a guarantee of future returns.\*\***

## Investment Position Detail

Security	Symbol	Qty	Price	Total Value	% Total	Accr. Income	Current Yield
<b>EQUITY INVESTMENT</b>							
ABBOTT LABS	ABT	1,240	86.86	107,706	2.91%		1.66%
ACCENTURE PLC IRELAND SHS CLASS A	ACN	858	210.57	180,669	4.89%		1.52%
ADOBE SYS INC	ADBE	688	329.81	226,909	6.14%		
ALIGN TECHNOLOGY INC	ALGN	380	279.04	106,035	2.87%		
ALPHABET INC CAP STK CL A	GOOGL	62	1,339.39	83,042	2.25%		
ALPHABET INC CAP STK CL C	GOOG	193	1,337.02	258,045	6.98%		
AUTOMATIC DATA PROCESSING IN	ADP	698	170.50	119,009	3.22%	672	2.13%
BOOKING HLDGS INC COM	BKNG	34	2,053.73	69,827	1.89%		
DOLLAR GEN CORP NEW	DG	920	155.98	143,502	3.88%		0.82%
FACEBOOK INC	FB	1,264	205.25	259,436	7.02%		
GARTNER INC	IT	748	154.10	115,267	3.12%		
MASTERCARD INCORPORATED CL A	MA	662	298.59	197,667	5.35%		0.54%
MICROSOFT CORP	MSFT	2,203	157.70	347,413	9.40%		1.29%
MSCI INC	MSCI	301	258.18	77,712	2.10%		1.05%
NESTLE S A SPONSORED ADR	NSRGY	1,109	108.21	119,999	3.25%		1.88%
NIKE INC	NKE	1,517	101.31	153,687	4.16%	395	0.97%
O REILLY AUTOMOTIVE INC NEW	ORLY	322	438.26	141,120	3.82%		
PAYPAL HLDGS INC	PYPL	1,088	108.17	117,689	3.18%		
REGENERON PHARMACEUTICALS	REGN	241	375.48	90,491	2.45%		
SALESFORCE COM INC	CRM	457	162.64	74,326	2.01%		
SERVICENOW INC	NOW	287	282.32	81,026	2.19%		
STARBUCKS CORP	SBUX	1,030	87.92	90,558	2.45%		1.87%

The information provided in this report is only an estimate. You should consult your monthly custodian statements for exact information and consult a tax professional for specific tax guidance or advice. Columns may not total properly due to rounding. A total cost of zero indicates the cost is not known.

## Investment Position Detail

Security	Symbol	Qty	Price	Total Value	% Total	Accr. Income	Current Yield
VISA INC	V	1,419	187.90	266,630	7.21%		0.64%
ZOETIS INC	ZTS	1,538	132.35	203,554	5.51%		0.60%
<b>TOTAL EQUITY INVESTMENT</b>				<b>3,631,319</b>	<b>98.22%</b>	<b>1,067</b>	<b>0.63%</b>
<b>CASH AND CASH EQUIVALENTS</b>							
US DOLLARS	USD	65,987	1.00	65,987	1.78%		
<b>TOTAL CASH AND CASH EQUIVALENTS</b>				<b>65,987</b>	<b>1.78%</b>		<b>0.00%</b>
<b>TOTAL MARKET VALUE</b>				<b>3,697,307</b>	<b>100.00%</b>		<b>0.62%</b>
<b>ACCRUED INCOME</b>				<b>1,067</b>			
<b>TOTAL PORTFOLIO</b>				<b>3,698,373</b>			

The information provided in this report is only an estimate. You should consult your monthly custodian statements for exact information and consult a tax professional for specific tax guidance or advice. Columns may not total properly due to rounding. A total cost of zero indicates the cost is not known.