



## Portfolio Review Report for:

---

CITY OF ORMOND BEACH GENERAL EMPLOYEES' PENSION FUND

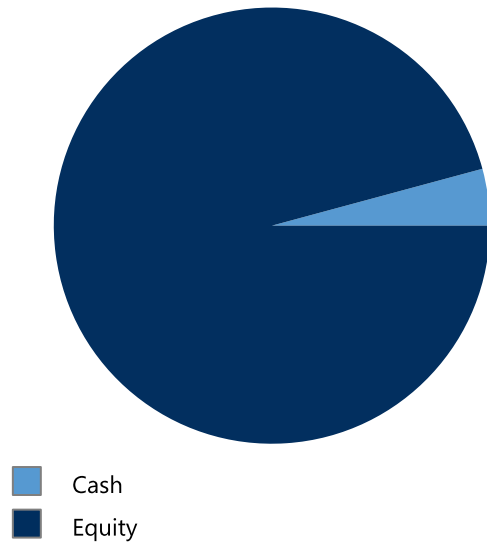
As of: June 30, 2019

Account No: CITY0064

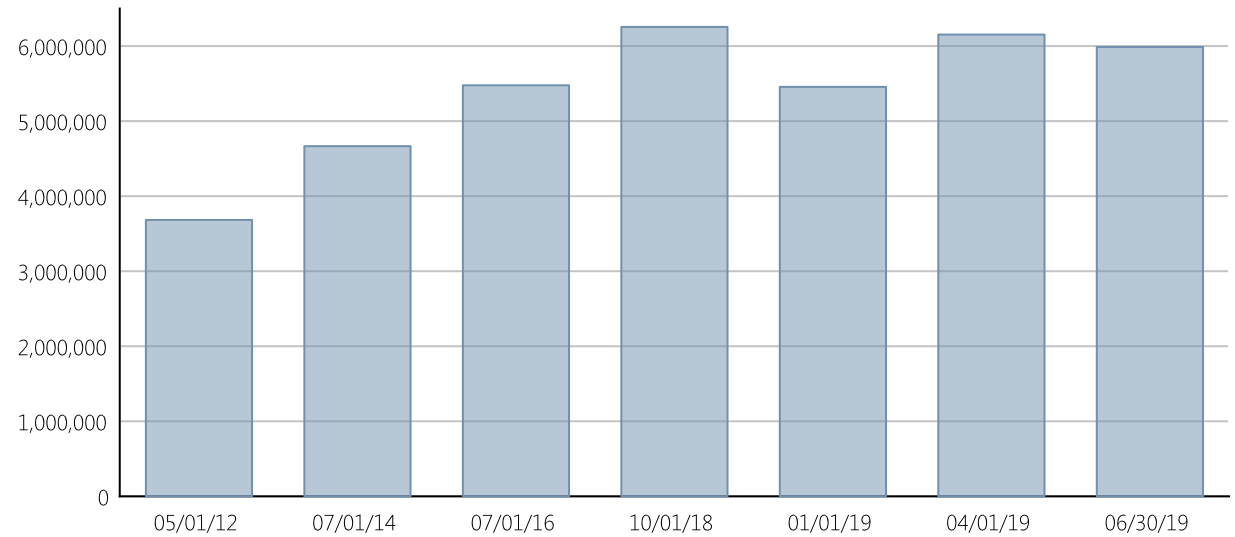
Custodian No: 3250000570

# Account Summary

## Asset Allocation



## Total Assets Over Time



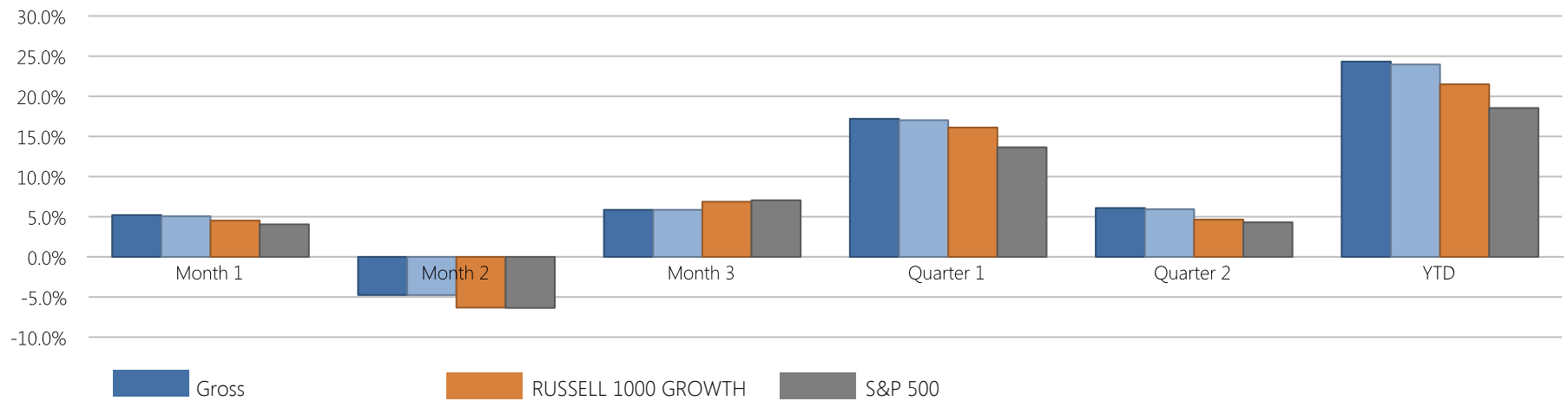
Account Objective: SMA

Current Assets as of: 06/30/2019	Percent of Total	Total Value (\$)
Cash	4.20%	251,488.63
Equity	95.80%	5,736,610.45
<b>Total</b>	<b>100.00%</b>	<b>5,988,099.08</b>

All performance figures are total time-weighted rates of returns. Performance for periods over one year is annualized. Appreciation includes realized and unrealized gains/losses, dividends, interest, and distributions. Index returns, if shown, include dividends and interest. **\*\*Past performance is not a guarantee of future returns.\*\***

## Performance Summary

QUARTERLY RETURN:	Month 1	Month 2	Month 3	Quarter 1	Quarter 2	Quarter 3	Quarter 4	YTD
GROSS	5.21%	-4.75%	5.86%	17.20%	6.08%			24.32%
RUSSELL 1000 GROWTH	4.52%	-6.32%	6.87%	16.11%	4.64%			21.50%
S&P 500	4.05%	-6.35%	7.05%	13.65%	4.30%			18.54%



All performance figures are total time-weighted rates of returns. Performance for periods over one year is annualized. Appreciation includes realized and unrealized gains/losses, dividends, interest, and distributions. Index returns, if shown, include dividends and interest. **\*\*Past performance is not a guarantee of future returns.\*\***

## Investment Position Detail

Security	Symbol	Qty	Price	Original Cost	Total Value	Unrealized Gain/Loss	% Total	Accr. Income	Current Yield
<b>EQUITY INVESTMENT</b>									
ACCENTURE PLC IRELAND SHS CLASS A	ACN	1,544	184.77	98,909	285,285	186,376	4.77%		1.58%
ADOBE SYS INC	ADBE	1,240	294.65	113,938	365,366	251,428	6.10%		
ALIGN TECHNOLOGY INC	ALGN	688	273.70	93,251	188,306	95,054	3.15%		
ALPHABET INC CAP STK CL A	GOOGL	109	1,082.80	33,480	118,025	84,546	1.97%		
ALPHABET INC CAP STK CL C	GOOG	348	1,080.91	165,870	376,157	210,287	6.28%		
AUTOMATIC DATA PROCESSING IN	ADP	1,256	165.33	93,121	207,654	114,534	3.47%	1,039	1.91%
BOOKING HLDGS INC COM	BKNG	62	1,874.71	73,935	116,232	42,297	1.94%		
DOLLAR GEN CORP NEW	DG	1,662	135.16	143,772	224,636	80,864	3.75%		0.95%
FACEBOOK INC	FB	2,593	193.00	318,426	500,449	182,023	8.36%		
GARTNER INC	IT	1,346	160.94	97,330	216,625	119,295	3.62%		
MASTERCARD INCORPORATED CL A	MA	1,198	264.53	163,151	316,907	153,756	5.29%		0.50%
MICROSOFT CORP	MSFT	4,227	133.96	350,570	566,249	215,679	9.46%		1.37%
NESTLE S A SPONSORED ADR	NSRGY	2,003	103.65	158,888	207,613	48,725	3.47%		1.96%
NIKE INC	NKE	2,737	83.95	66,632	229,771	163,140	3.84%	644	1.05%
O REILLY AUTOMOTIVE INC NEW	ORLY	585	369.32	101,747	216,052	114,305	3.61%		
ORACLE CORP COM	ORCL	3,934	56.97	129,291	224,120	94,829	3.74%		1.69%
PAYPAL HLDGS INC	PYPL	1,961	114.46	178,915	224,456	45,541	3.75%		
REGENERON PHARMACEUTICALS	REGN	435	313.00	148,436	136,155	-12,281	2.27%		
STARBUCKS CORP	SBUX	3,055	83.83	114,326	256,101	141,775	4.28%		1.72%
VISA INC	V	2,560	173.55	107,667	444,288	336,621	7.42%		0.58%
ZOETIS INC	ZTS	2,771	113.49	203,879	314,481	110,602	5.25%		0.58%

The information provided in this report is only an estimate. You should consult your monthly custodian statements for exact information and consult a tax professional for specific tax guidance or advice. Columns may not total properly due to rounding. A total cost of zero indicates the cost is not known.

## Investment Position Detail

Security	Symbol	Qty	Price	Original Cost	Total Value	Unrealized Gain/Loss	% Total	Accr. Income	Current Yield
TOTAL EQUITY INVESTMENT				2,955,532	5,734,928	2,779,396	95.80%	1,683	0.68%
CASH AND CASH EQUIVALENTS									
US DOLLARS	USD	251,489	1.00	251,489	251,489	0	4.20%		
TOTAL CASH AND CASH EQUIVALENTS				251,489	251,489	0	4.20%		0.00%
TOTAL MARKET VALUE				3,207,021	5,986,416	2,779,396	100.00%		0.65%
ACCRUED INCOME						1,683			
TOTAL PORTFOLIO						5,988,099			

The information provided in this report is only an estimate. You should consult your monthly custodian statements for exact information and consult a tax professional for specific tax guidance or advice. Columns may not total properly due to rounding. A total cost of zero indicates the cost is not known.