



## Portfolio Review Report for:

---

CITY OF ORMOND BEACH GENERAL EMPLOYEES' PENSION FUND

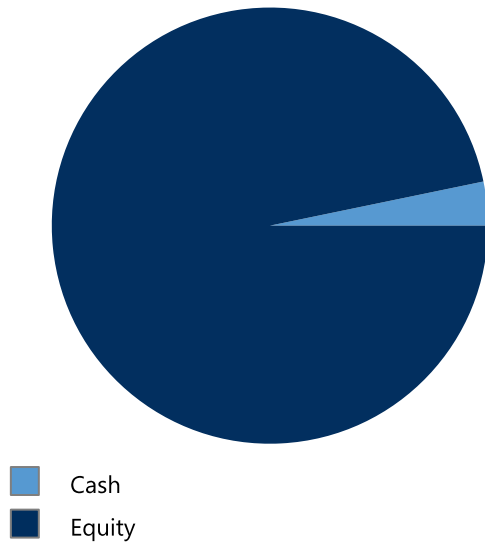
As of: March 31, 2019

Account No: CITY0064

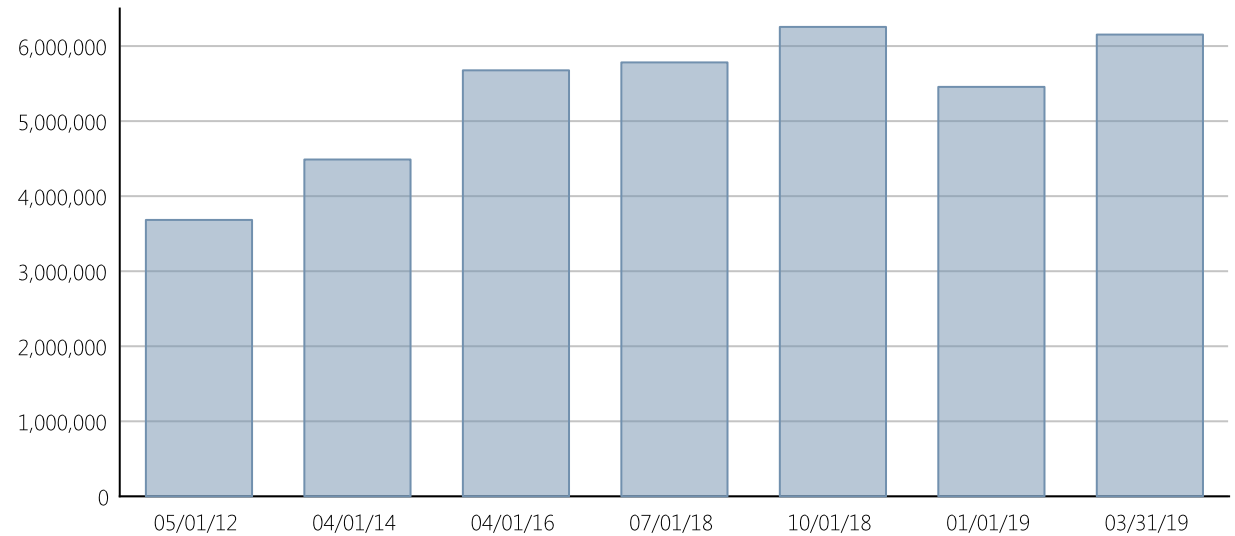
Custodian No: 3250000570

# Account Summary

## Asset Allocation



## Total Assets Over Time



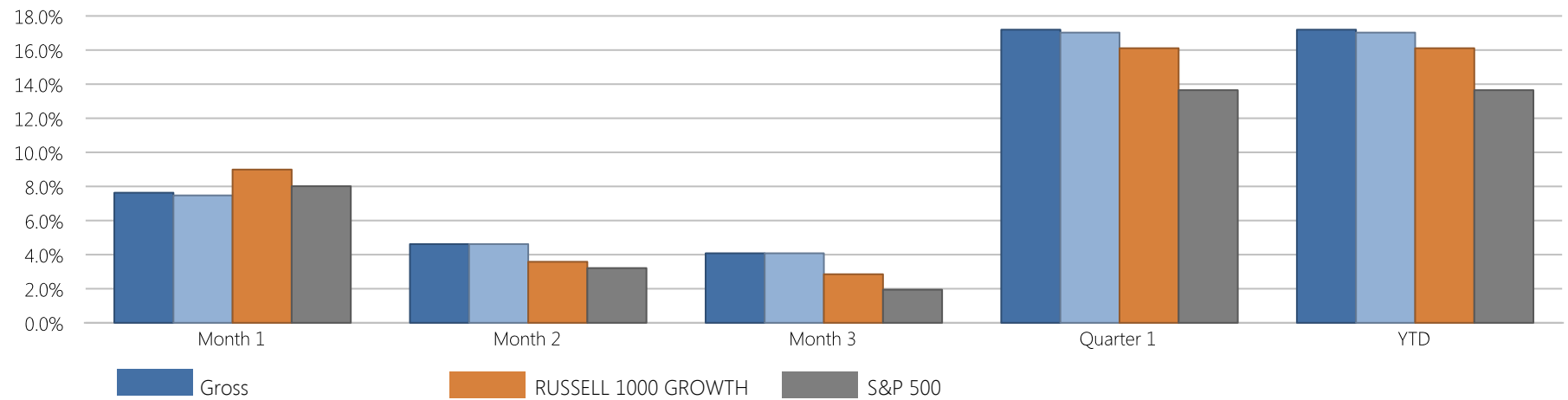
Account Objective: SMA

Current Assets as of: 03/31/2019	Percent of Total	Total Value (\$)
Cash	3.25%	199,697.58
Equity	96.75%	5,953,459.03
<b>Total</b>	<b>100.00%</b>	<b>6,153,156.61</b>

All performance figures are total time-weighted rates of returns. Performance for periods over one year is annualized. Appreciation includes realized and unrealized gains/losses, dividends, interest, and distributions. Index returns, if shown, include dividends and interest. **\*\*Past performance is not a guarantee of future returns.\*\***

## Performance Summary

QUARTERLY RETURN:	Month 1	Month 2	Month 3	Quarter 1	Quarter 2	Quarter 3	Quarter 4	YTD
GROSS	7.63%	4.62%	4.08%	17.20%				17.20%
RUSSELL 1000 GROWTH	8.99%	3.58%	2.85%	16.11%				16.11%
S&P 500	8.01%	3.21%	1.94%	13.65%				13.65%



All performance figures are total time-weighted rates of returns. Performance for periods over one year is annualized. Appreciation includes realized and unrealized gains/losses, dividends, interest, and distributions. Index returns, if shown, include dividends and interest. **\*\*Past performance is not a guarantee of future returns.\*\***

## Investment Position Detail

Security	Symbol	Qty	Price	Original Cost	Total Value	Unrealized Gain/Loss	% Total	Accr. Income	Current Yield
<b>EQUITY INVESTMENT</b>									
ACCENTURE PLC IRELAND SHS CLASS A	ACN	1,682	176.02	107,749	296,066	188,317	4.81%		1.66%
ADOBE SYS INC	ADBE	1,351	266.49	124,138	360,028	235,890	5.85%		
ALIGN TECHNOLOGY INC	ALGN	749	284.33	101,519	212,963	111,444	3.46%		
ALPHABET INC CAP STK CL A	GOOGL	119	1,176.89	36,551	140,050	103,499	2.28%		
ALPHABET INC CAP STK CL C	GOOG	324	1,173.31	124,584	380,152	255,568	6.18%		
AUTOMATIC DATA PROCESSING IN	ADP	1,854	159.74	137,457	296,158	158,701	4.81%	1,493	1.98%
BOOKING HLDGS INC COM	BKNG	68	1,744.91	81,090	118,654	37,564	1.93%		
DOLLAR GEN CORP NEW	DG	2,310	119.30	199,827	275,583	75,756	4.48%		1.07%
FACEBOOK INC	FB	2,442	166.69	286,788	407,057	120,269	6.62%		
GARTNER INC	IT	1,466	151.68	106,007	222,363	116,356	3.62%		
MASTERCARD INCORPORATED CL A	MA	765	235.45	47,691	180,119	132,428	2.93%		0.56%
MICROSOFT CORP	MSFT	4,604	117.94	381,837	542,996	161,159	8.83%		1.56%
NESTLE S A SPONSORED ADR	NSRGY	2,182	95.29	173,087	207,925	34,838	3.38%		2.17%
NIKE INC	NKE	3,695	84.21	89,954	311,156	221,202	5.06%	836	1.05%
O REILLY AUTOMOTIVE INC NEW	ORLY	787	388.30	136,880	305,592	168,712	4.97%		
ORACLE CORP COM	ORCL	4,285	53.71	140,827	230,147	89,321	3.74%		1.79%
PAYPAL HLDGS INC	PYPL	2,136	103.84	194,881	221,802	26,921	3.61%		
REGENERON PHARMACEUTICALS	REGN	473	410.62	161,403	194,223	32,820	3.16%		
STARBUCKS CORP	SBUX	4,152	74.34	155,379	308,660	153,281	5.02%		1.94%
VISA INC	V	2,789	156.19	117,298	435,614	318,316	7.08%		0.64%
ZOETIS INC	ZTS	3,018	100.67	222,052	303,822	81,770	4.94%		0.65%

The information provided in this report is only an estimate. You should consult your monthly custodian statements for exact information and consult a tax professional for specific tax guidance or advice. Columns may not total properly due to rounding. A total cost of zero indicates the cost is not known.

## Investment Position Detail

Security	Symbol	Qty	Price	Original Cost	Total Value	Unrealized Gain/Loss	% Total	Accr. Income	Current Yield
TOTAL EQUITY INVESTMENT				3,127,000	5,951,130	2,824,131	96.75%	2,329	0.77%
CASH AND CASH EQUIVALENTS									
US DOLLARS	USD	199,698	1.00	199,698	199,698	0	3.25%		
TOTAL CASH AND CASH EQUIVALENTS				199,698	199,698	0	3.25%		0.00%
TOTAL MARKET VALUE				3,326,697	6,150,828	2,824,131	100.00%		0.75%
ACCRUED INCOME						2,329			
TOTAL PORTFOLIO						6,153,157			

The information provided in this report is only an estimate. You should consult your monthly custodian statements for exact information and consult a tax professional for specific tax guidance or advice. Columns may not total properly due to rounding. A total cost of zero indicates the cost is not known.